



VINYL

Encompass by Pella®

\$-\$\$

FEATURES

Durable, easy-care vinyl that will look great for years
 Energy-efficient options that keep your home more comfortable
 High-grade vinyl frames at budget-friendly prices

WINDOW STYLES

Specialty shapes, custom sizes and fixed configurations are also available.



Encompass by Pella double-hung window



BAY
Available in East Region only



DOUBLE-HUNG
Available in East Region only



SINGLE-HUNG



SLIDING

PATIO DOOR STYLES



SLIDING



Colors & Finishes ENCOMPASS BY PELLA®

FRAME COLORS

Color-matched frames to complement your home.

WHITE

ALMOND

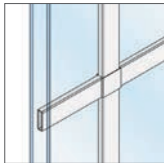
FOSSIL

Grilles, Transoms & Sidelights ENCOMPASS BY PELLA®

GRILLES

Grilles are color-matched to your window or patio door.

ALUMINUM GRILLES-BETWEEN-THE-GLASS:^{1,2}



FLAT 5/8"

Available in West Region only



CONTOUR 3/4"

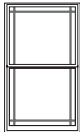


CONTOUR 1"

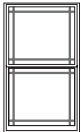
Available in East Region only

GRILLE PATTERNS

Choose from a variety of grille patterns for the traditional look of divided light.³



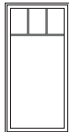
6-LITE PRAIRIE



9-LITE PRAIRIE



TRADITIONAL



TOP ROW



CUSTOM
Equally Divided



STARBURST⁴





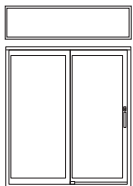
SUNBURST⁴



PERIMETER⁴

TRANSOMS & SIDELIGHTS

Combine your patio door with matching sidelights and a transom to add more light and style. Factory-assembled combinations are also available.



¹ Appearance of exterior grille color may vary depending on the Low-E insulating glass selection.
² Grilles are not available with blinds-between-the-glass on sliding patio doors.
³ Grille patterns offered may vary per product. See specific product information for availability.
⁴ Only available with a curved product or curved glass.

Window Hardware ENCOMPASS BY PELLA®

CAM-ACTION LOCK

Pella's cam-action locks pull sliding, single- and double-hung sashes against the weatherstripping for a tighter seal. Optional AutoLock hardware automatically locks the window when it is shut, simply close the sash and confirm it latches.



CAM-ACTION LOCK



AUTOLOCK
Available in West Region only

COLOR-MATCHED FINISHES:



INTEGRATED SASH LIFT

Make raising and lowering single- and double-hung window sashes easy with a standard, integrated sash lift.



WINDOW INTEGRATED SASH LIFT

COLOR-MATCHED FINISHES:



WINDOW LIMITED OPENING DEVICES

A vent stop can be engaged or disengaged manually and restricts how far the bottom sash of a double-hung window can open. A window opening control device (WOCD) complies with a safety standard and allows for ventilation, emergency escape and rescue when released. A WOCD automatically limits the sash opening to less than four inches, unless it is intentionally disengaged, enabling the sash to fully open.



VENT STOP



OPENING CONTROL DEVICE

COLOR-MATCHED FINISHES:



Patio Door Hardware & Blinds ENCOMPASS BY PELLA®

SLIDING PATIO DOOR HANDLE

Coordinate the door handle's interior color with other finishes in your home.



SLIDING PATIO
DOOR HANDLE

FINISHES:



WHITE




ALMOND



FOSSIL



SATIN
NICKEL




OIL-RUBBED
BRONZE



BRIGHT
BRASS

BETWEEN-THE-GLASS BLINDS

Dress up your sliding patio door with blinds-between-the-glass.



WHITE¹

¹ Only available on 60" x 80" and 72" x 80" doors.

Glass ENCOMPASS BY PELLA®

INSULSHIELD® LOW-E GLASS

Advanced Low-E insulating dual-pane glass with argon^{1,2}

NaturalSun Low-E insulating dual-pane glass with argon^{1,2}

SunDefense™ Low-E insulating dual-pane glass with argon^{1,2}

ADDITIONAL GLASS OPTIONS

Clear insulating glass (standard)

Obscure Low-E insulating glass

Bronze-tinted Advanced Low-E insulating glass with argon

Tempered glass

Screens³

FLAT

Durable and functional, conventional fiberglass screens come standard on all vinyl windows. On sliding patio doors, optional heavy-duty sliding screens are available.

¹ InsulShield Low-E insulating glass is available without argon in most products.

² Not available with blinds-between-the-glass on sliding patio doors.

³ Warning: Screen will not stop child or pet from falling out of window or door. Keep child or pet away from open window or door.

Want to learn more? Call us at 833-44-PELLA or visit pella.com



The confidence of Pella's warranty.

Pella® products are backed by some of the strongest warranties in the business. See written limited warranty for details, including exceptions and limitations, at pella.com/warranty.



Connect with Pella:

